


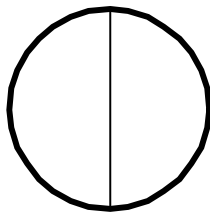
THE ENERGY FIELD DIAGRAM

The Energy Field Diagram illustrates the forces of Spirit and Matter. Together, they are the soil of our Consciousness. Spirit is the force of the Beyond while Matter is the manifestation of Divine Light. When the two intersect, our spirit substance takes body form. As evolutionary beings, we can express our Divine Nature.



The Energy Field Diagram is a 2-dimensional footprint of a moving, dynamic sphere rotating through time and space. To understand its workings, step inside the Energy Field Diagram.

THE ELEMENTS



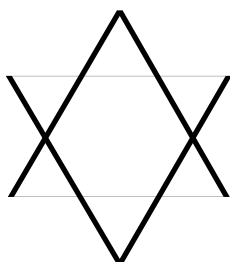
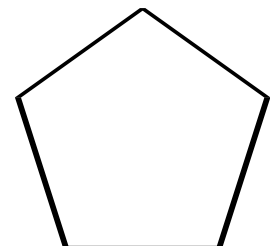
The circle or sphere represents the totality of your World. A vertical line shows the human dual nature. The area outside the circle is the Cosmos, the Nameless, or that which is Beyond.

The line scribing the circle contains the Self and acts as a membrane between the Self and Cosmos.

Within the Energy Field Diagram are symbols of forces expressed by our living. Matter is shown by the pentagon. Descending and ascending triangles form a union of spiritual and physical connections with Heaven and Earth. Lastly, the Tai Chi symbol shows the impact of the Cosmic forces of change on life. These dynamic influences power our unique dance with reality.

The pentagon is the body as a symphony of matter and energy.

With feet firmly planted in the base and your arms outstretched, the five senses feed information needed to survive and thrive. Sensations and perceptions form our existence by thoughts, words, and deeds.




The descending triangle (Heaven) brings awareness of the Divine. It is your connection with the Beyond through intuition, faith, and devotion. The ascending triangle (Earth) rises with awareness of physical body, of social interactions, and of thinking mind.

Strengthen the connections to merge the two triangles, so spiritual awareness and physical presence unites for Diving Harmony.



The pentagon and triangles are overlaid by the Tai Chi symbol of Yang and Yin. Yang is Heaven creative and the male aspect sparking a seed to life. Yin is Earth receptive and the female aspect bringing the seed to life. As opposites, Yang and Yin share a positive and negative tension. Yet, that tension provides cohesion and dependence between Yang and Yin. The opposites attracting causes a dynamic interchange of energy until balance is restored. Notice on the Energy Field Diagram that the line marking Yang and Yin extends into the Beyond.



SHOWING CHANGE



Change happens by either a polarity shift - sudden events that change lives in "one fell swoop," or by a cyclic shift - change that is gradual and somewhat predictable, such as our daily routines or the march of seasons.

Polarity change is indicated by the two dots that are in their opposite fields. The white Yang dot is in the black field and the Black Yin is in the white field.

A polarity dot being engulfed by its opposite, larger, and charged energy field causes sparks and tension to fly. Tensions increase and decrease as balance fluctuates from lost to achieved.

Cyclic change, or sequential change, is symbolized by the line separating the two fields. If you turn the Tai Chi symbol on its side, the line looks like a wave. This suggests a natural, organic exchange of energy spread over a wide "front" to balance the spark of polarity change. Polarity and cyclic change occur against a Changeless backdrop, thus bringing the possibilities of growth or stagnation to our doorstep....

MEDITATING ON COLOR

While not shown by symbols, the natural intersects of the pentagon, triangles, and Yang and Yin also illustrate chakra points. Our World is visible because white light breaks into a spectrum of colors. The colors have specific body points that are focal energy points, or chakras. The chakras and colors have certain meaning.

The crown chakra is at the top of the large circle and gives us our imagination. Its color is violet. Indigo is the third eye intuition at the top of the upper small circle. At the bottom of the upper small circle is the throat chakra. Its sky blue color is our expressive self and the concepts we hold. Our heart chakra is at the center of the Energy Field and is green for growth and nurturing. Yellow is the color of intellect located at top of the lower circle. In our body, this is the solar plexus. Orange is at the



bottom of the smaller circle as our navel and represents social awareness. Red is at the bottom of the large circle as heat energy in the groin area to illustrate primal drive.

HOW TO USE THE ENERGY FIELD DIAGRAM

The Energy Field Diagram is a Mandala to higher levels of consciousness. Use it as a tool to affirm certain ideas. By coloring the diagram with the conscious thoughts of directed attention and free-flowing pleasure this tool can be used to bring harmony, balance, and vitality into the multi-dimensional reality YOU.

To achieve something, write what it is along the outside of the Energy Field Diagram and follow the circle scribe. Then color it in any manner you please. Once done, lay it in a private spot where the vertical line is running North and South. The top of the pentagon should be in the North. This will align the lines shown on the Energy Field with the Earth's magnetic field. You may also choose to further empower the Energy Field with sacred objects. Allow it to set undisturbed as long as needed. Continue to empower your Energy Field with prayers until what you wrote has fully manifested. Be aware, you will not always get what you think is going to happen! **Be accepting.**

